



```
6 require 'spec_helper'
7 require 'rspec/rails'
8
9 require 'capybara/rspec'
10 require 'capybara/rails'
11
12 Capybara.javascript_driver = :webkit
13 Category.delete_all; Category.create
14 Shoulda::Matchers.configure do |config|
15   config.integrate do |test|
16     with.test_framework :rspec
17     with.library :rails
18   end
19 end
20 # Add additional requires
21 # Requires supporting ruby files with spec/
22 # spec/support/ and its subdirectories
23 # run as spec files by default. The
24 # in _spec.rb will both be required
25 # run twice. It is recommended that
26 and with _spec.rb. You can configure
```



Limitations and Costs of Using Microsoft's Power Platform

 Crow Canyon Software



 **Crow Canyon Software**

 **NITRO STUDIO™**

Presented By



Scott Restivo
President & CEO
Crow Canyon Software

scott.restivo@crowcanyon.com



Helping businesses succeed
with Office 365 & SharePoint!



BUSINESS APPLICATIONS
Innovative out-of-the-box solutions



NITRO STUDIO™
No-code application creation platform



CUSTOM SOLUTIONS
Tailored to your needs

Microsoft's Power Platform



Power Apps

Build apps in hours, not months, that easily connect to data, use Excel-like expressions to add logic, and run on the web, iOS, and Android devices.



Power Automate

Include powerful workflow automation directly in your apps with a no-code approach that connects to hundreds of popular apps and services.



Power BI

Unify data from many sources to create interactive, immersive dashboards and reports that provide actionable insights and drive business results.



Power Virtual Agents

Easily build chatbots to engage conversationally with your customers and employees - no coding required.



Power Apps Portal

Empower people inside or outside your organization to interact with Common Data Service data using portals.



Power Automate RPA

Automate time-consuming manual processes with UI flows, a robotic process automation (RPA) capability of Power Automate.



High-level Overview

|1| Are you on SharePoint 2010, 2013, 2016, or 2019 (that is, an on-premises version of SharePoint)?

If you are using SharePoint on-premises, you cannot use the Power Platform without:

- Subscribing to a Power Apps standalone plan
- Setting up an On-premises Data Gateway



High-level Overview

|2| If you stay within the limited set of features that are included in Office 365, the costs are mainly for development over and above the Office 365 subscription.

If you need the more comprehensive features the Power Platform offers, you need to get standalone plans that include:

- Premium Connectors
- Model-driven Apps
- Use of the Common Data Service
- Power Apps Portals
- Power BI Pro or Premium
- Power Virtual Agents
- Power Automate with RPA (Robotics Process Automation)



Power Apps, Power Automate and Power Virtual Agents Licensing Guide, *February 2020*

- “Customers that need general purpose and full capabilities of the platform should license Power Apps on a standalone basis.”
- “Customers that need full-fledged, general purpose workflow/business process automation capabilities, should consider purchasing standalone Power Automate licenses.”



High-level Overview

|3| Even with standalone plans, there are factors to consider:

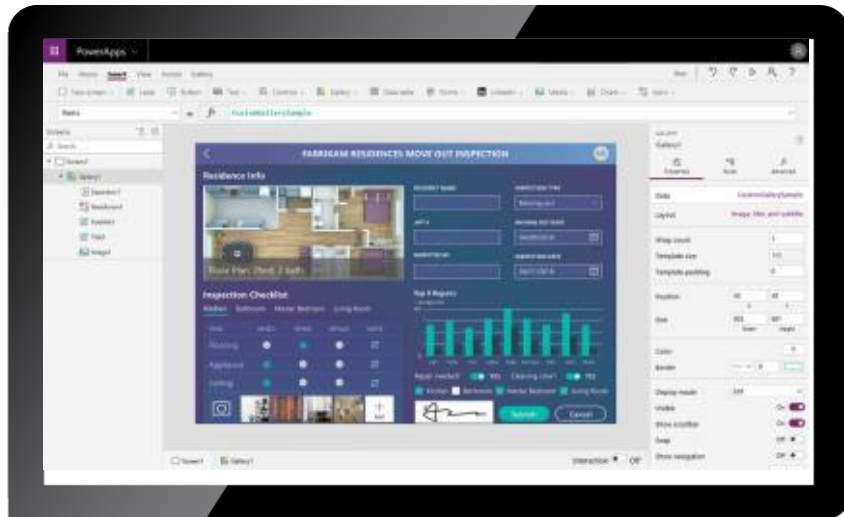
- No built-in printing capabilities
- No offline options
- Limits to the number of API calls
- Need multiple subscriptions, complex pricing
- Uncertainties of cost as usage changes
- Development environments can be difficult



Power Apps



Power Apps



Power Apps is a low code/no code application platform for building business applications and customizing existing Office 365 and Dynamics 365 applications.

<https://powerapps.microsoft.com>



How are Power Apps Licensed?

STANDALONE PLANS

COMES WITH OFFICE 365

| | Per user, per app | Per user | Seeded Power Apps |
|------------------|---|---|---|
| Licensing scheme | Per user, per app | Per user | Through Office 365 and Dynamics 365 user licenses |
| Description | Allow individual users to run applications ¹ for a specific business scenario based on the full capabilities of Power Apps | Equip users to run unlimited applications based on the full capabilities of Power Apps | Customize and extend Office 365 & Dynamics 365 applications |

¹Each license allows end user to run 2 custom apps and access 1 custom portal



“Seeded” – Power Apps in Office 365

Office 365

| Qualifying Licenses | |
|---------------------------------------|--|
| Office 365 Business Essentials | Office 365 A5 for Students |
| Office 365 Business Premium | Office 365 Education E3 for Faculty |
| Office 365 A1 for Faculty | Office 365 Education E3 for Students |
| Office 365 A1 for Students | Office 365 Education for Homeschool for Faculty |
| Office 365 A1 Plus for Faculty | Office 365 Education for Homeschool for Students |
| Office 365 A1 Plus for Students | Office 365 Enterprise E1 |
| Office 365 A3 for Faculty | Office 365 Enterprise E2 |
| Office 365 A3 for Students | Office 365 Enterprise E3 |
| Office 365 A3 for Student Use Benefit | Office 365 Enterprise E3 Developer |
| Office 365 A5 for Student Use Benefit | Office 365 Enterprise E3 without ProPlus |
| Office 365 A5 | Office 365 Enterprise E5 |
| Office 365 A5 for Faculty | Office 365 Enterprise F1 |



Power Apps use rights included with O365 licenses

Limited Power Apps use rights are included with select Office 365 licenses to allow users to customize & extend Office 365 for productivity scenarios. For a complete list of Office 365 licenses that include Power Apps use rights, please refer to [Appendix D](#).

Power Apps use rights with Office 365 licenses

| Capabilities | | Office 365 |
|---|--|------------|
| Run custom apps/portals | Run custom apps (canvas apps) | Unlimited |
| | Run custom apps (model driven apps) | - |
| | Access custom portals | - |
| Connect to your data | Standard connectors (see Appendix B) | ● |
| | Premium connectors | - |
| | On premise data gateway | - |
| | Custom connectors | - |
| Store and manage data | Utilize Common Data Service | - |
| | Create and access custom entities (includes complex entities) | - |
| Execute workflows | Power Automate use rights (See Power Automate with Office 365 section) | ● |
| Per license capacity ² (shared capacity across all Power Apps and Power Automate usage) | Common Data Service Database Capacity ¹ | - |
| | Common Data Service File Capacity ¹ | - |
| | Daily API request limit ² | 2,000 |

¹Common Data Service database and file capacity entitlements are pooled at the tenant level

²Reference <http://aka.ms/platformlimits> for more details on usage limits; "Power Apps and Power Automate capacity add-on" can be purchased to increase daily service limits.



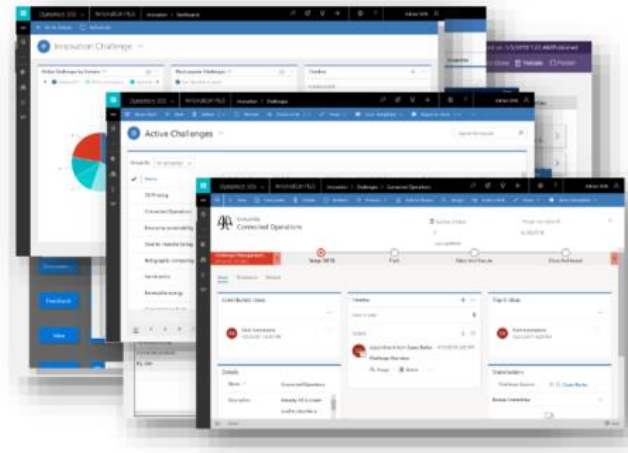
Canvas Apps vs Model-driven Apps

COMES WITH OFFICE 365



Canvas apps start with user experience, with pixel-perfect control to build highly customized task- and role-based apps that mash up data from more than 200 sources

DOES NOT COME WITH OFFICE 365



Model-driven apps leverage your data model, relationships, and business processes to automatically generate immersive, responsive applications



Standard vs Premium Connectors

COMES WITH OFFICE 365

- **Standard Connector:** Data sources within the Microsoft 365 ecosystem. Examples: Excel, Outlook, SharePoint, LinkedIn.

DOES NOT COME WITH OFFICE 365

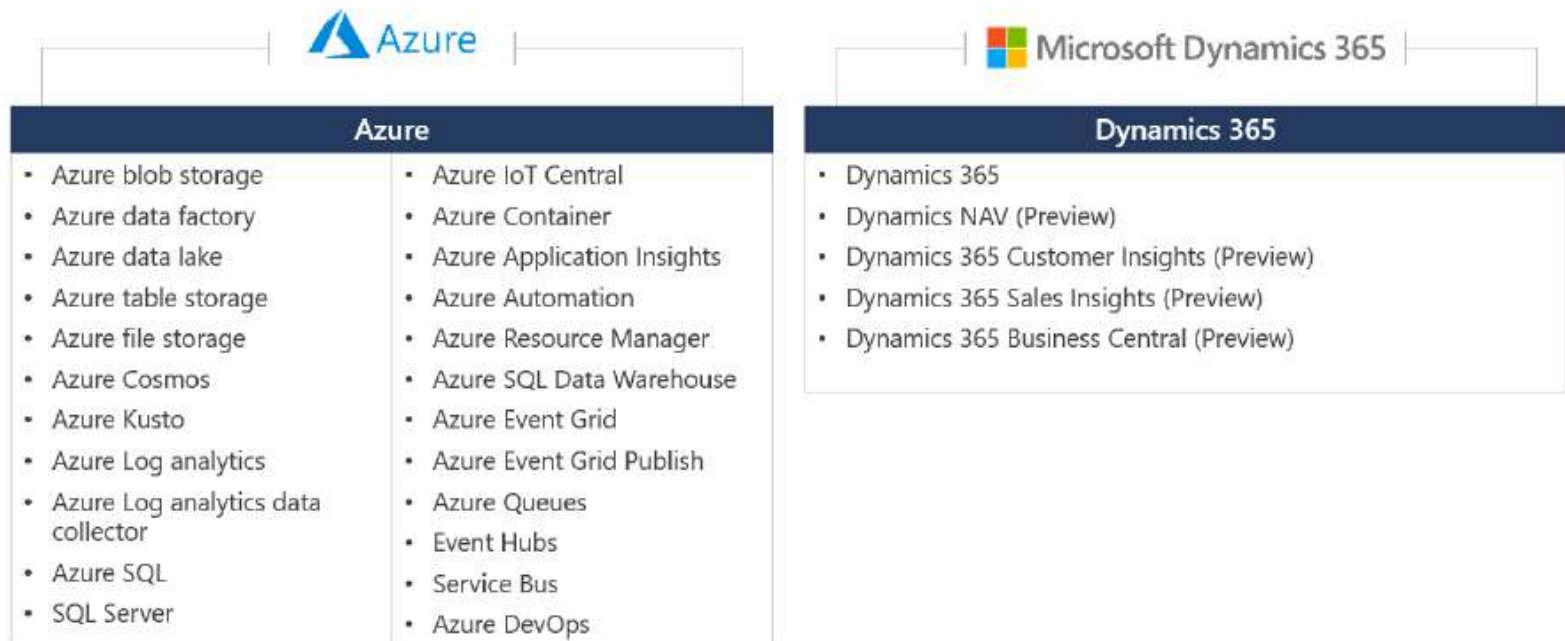
- **Premium Connector:** Business systems beyond Microsoft 365. Examples: DocuSign, Zendesk, Jira Software.
- **Custom Connector:** To support more tailored scenarios, you can build custom connectors with their own triggers and actions. These connectors are function-based - data is returned based on calling specific functions in the underlying service. **Example:** Services that are not available as prebuilt connectors.
- **On-premises Connector:** Access on-premises data using a gateway. **Example:** Microsoft SQL Server.

<https://flow.microsoft.com/en-us/connectors/>



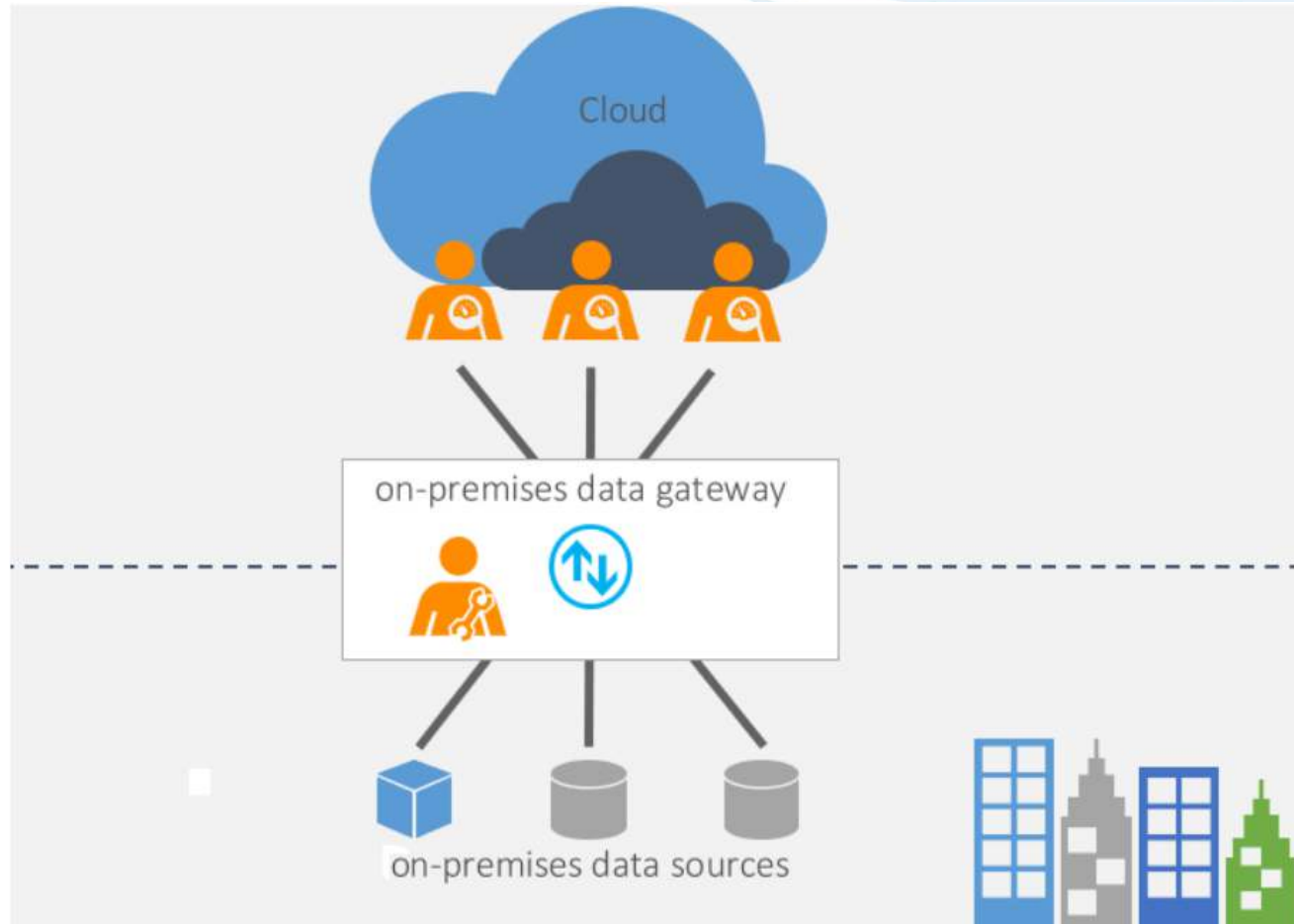
Appendix B: Standard Connectors moved to premium category

Power Apps and Power Automate rely on a common set of pre-built connectors to provide access to business data. These pre-built connectors are divided into two categories (Standard and Premium) which align to the use rights across the various service editions. For a complete list of the available data connectors click [here](#).





On-premises data gateway

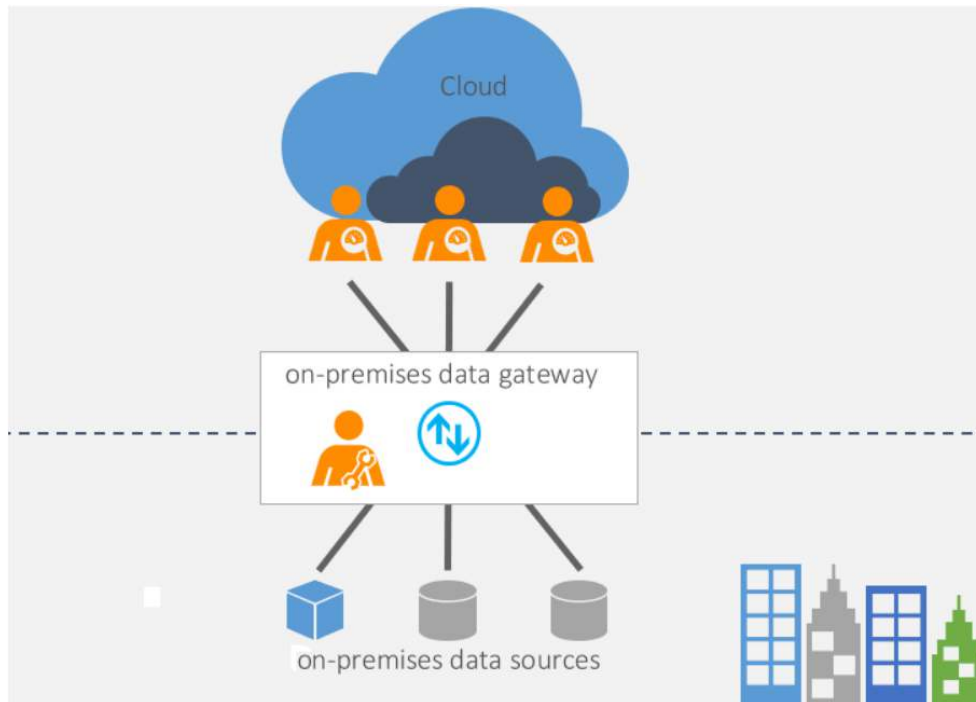


From: <https://docs.microsoft.com/en-us/powerapps/maker/canvas-apps/gateway-reference>



If you are using SharePoint on-premises (2013, 2016, 2019), you cannot use the Power Platform without:

- Subscribing to a Power Apps standalone plan
- Setting up an On-premises Data Gateway





Power Apps – Pricing, standalone plans

US Dollar (\$) ▼

Run single apps

Run applications around a single business scenario for an individual user.

\$10

per user/app/month¹

Buy now >

Run unlimited apps

Run unlimited applications for multiple business scenarios.

\$40

per user/month

Buy now >

Try free >

| | Per app plan \$10 user/app/month ¹ | Per user plan \$40 user/month |
|---------------------------|---|---------------------------------------|
| Run custom apps | | |
| Build and run custom apps | 2 apps and 1 portal | Unlimited ² |
| What's included | | |
| Connect to your data | Use pre-built and custom connectors | |
| | Use on-premises connectors and gateway | |
| Store and manage data | Create and access custom entities | |
| Use Common Data Service | 50 MB database capacity ³ | 250 MB database capacity ³ |
| | 400 MB file capacity ³ | 2 GB file capacity ³ |
| Execute workflows | Power Automate use rights (including premium connectors) ⁴ | |
| | Asynchronous and custom real-time workflows | |



Power Apps- per user plan, \$40/user/month

Entitlement Summary for Power Apps per user license

| Plans and capabilities | | Power Apps per user plan |
|-----------------------------------|---|--------------------------|
| Run custom apps / portals | Run custom apps (both canvas and model driven) | Unlimited |
| | Access custom portals | Unlimited |
| Connect to your data | Standard connectors | • |
| | Premium connectors | • |
| | On premise data gateway | • |
| | Custom connectors | • |
| Store and manage data | Utilize Common Data Service | • |
| | Create and access custom entities (includes complex entities) | • |
| | Dynamics 365 restricted entities access ¹ | Read only |
| Execute workflows | Power Automate use rights | Within app context |
| | Classic Common Data Service non real-time and real-time workflows | • |
| Per license capacity ² | Common Data Service Database Capacity ³ | 250 MB |
| | Common Data Service File Capacity ³ | 2 GB |
| | Daily API request limit ² | 5,000 |
| Infuse AI | AI Builder capacity add-on | \$ |

¹An entity within Common Data Service becomes restricted only if the Dynamics 365 application is installed on a given environment

²Service limits are published at <http://aka.ms/platformlimits> - Power Apps and Power Automate capacity add-on can be purchased to increase daily service limits

³Common Data Service database and file capacity entitlements are pooled at the tenant level



Power Apps – Pricing, per user plans

100 users, \$40/user/month
\$4,000/month
\$48,000/year

500 users, \$40/user/month
\$20,000/month
\$240,000/year

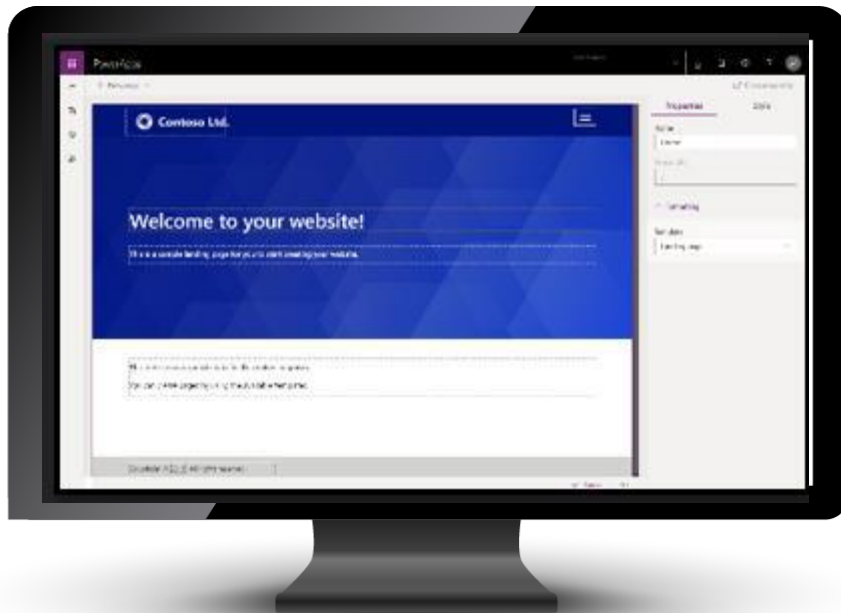
1,000 users, \$40/user/month
\$40,000/month
\$480,000/year



Power Apps Portal



Power Apps Portals



Power Apps Portals deliver the capability to build standalone, external-facing portals over the Common Data Service.

The Portals allow anyone – whether inside or outside your organization – to interact with Common Data Service data.

<https://powerapps.microsoft.com/en-us/powerapps-portals/>



Usage of a Power Apps Portals instance

Each end user that accesses a Power Apps Portals instance needs to be licensed appropriately. The table below outlines the end user types.

| End user type | Description | Use case examples |
|-------------------------------|--|---|
| External user (authenticated) | Obtains secure access to personalized data by utilizing authentication mechanisms such as Azure AD B2C, LinkedIn, Okta, etc. | <ul style="list-style-type: none">• B2B - Partner management (Dealer, Supplier, Franchise etc.)• B2C – Account management etc. |
| Anonymous user | Access publicly viewable web pages powered by the portal | Knowledge management sites |
| Internal user | A user licensed with Power Apps or Dynamics 365 | Employee self-serve |

The licensing scheme varies based on end user type.

| End user type | Licensing model | Description |
|-------------------------------|--|---|
| External user (authenticated) | Per login | A login provides the authenticated user with access to a single portal for up to 24 hours . Multiple logins during the 24-hour period count as 1 billable login Think of a login as a day pass to a single Power Apps Portal |
| Anonymous user | Per page view | |
| Internal user | <ul style="list-style-type: none">• License fee pays for access to Power Apps Portals• No additional monetization | Custom portal use rights are aligned with custom app use rights |



Power Apps Portals- *User Rights for Internal Users*

For internal users i.e. users licensed with Power Apps or Dynamics 365 licenses, the use rights for Power Apps Portals which are essentially custom portals aligns with use rights to custom Power Apps.

| License | Custom Power Apps Portals use rights |
|--|---|
| Dynamics 365 Team Members | None |
| Dynamics 365 Operations - Activity | None |
| Dynamics 365 Professional license ¹ | None |
| Dynamics 365 Enterprise license ² | <ul style="list-style-type: none">• Power Apps Portals that map to licensed Dynamics 365 application context• Power Apps Portals that map to the same environment as the licensed Dynamics 365 application |
| Power Apps per app | 1 Power Apps portal |
| Power Apps per user | Unlimited Power Apps portals |
| Office 365 | None |



Power Apps Portals

| License | Cost Model | How much? | Key Points |
|--------------------------|---------------|--|--|
| Seeded License | Per User | Included in O365/D365 | Standard functionality only |
| Per User License | Per User | \$40 per user/month | Full Capability of PowerApps (previously Plan 1 and Plan 2) |
| Per App License | Per User | \$10 per user/app/month | 2 x Apps (canvas/model) + 1 Portal Full Capability of PowerApps |
| Portal – Authenticated | Per Login | \$200 for 100 logins \$1000 for 1000 logins \$3500 for 5000 logins | No up front costs |
| Portal - Unauthenticated | Per Page View | \$100 for 100,000 page views | |
| Portal – Internal User | Per User | Included with Per App, Per User or Dynamics 365 Enterprise license | |



PowerApps Licensing as of 1st October 2019



Power Apps Portals - *Pricing*

Enable external users to access custom portals

Login capacity add-on

Authenticated external users

Starting at
\$200

Per month²
100 daily login sessions¹

[Learn more >](#)

Page view capacity add-on

Unauthenticated users

\$100

Per month
100,000 page views

[Learn more >](#)



Power Apps in Office 365

- 1) Does not include Premium Connectors.
- 2) Does not include on-premises connectivity.
- 3) Does not include Power Apps Portal licenses.
- 4) Subscription only allows "canvas apps", not "model-driven apps".
- 5) There is a daily API request limit of 2,000.

According to Microsoft:

To use all the Power Apps capabilities, an organization would need to go with either the \$10/user/month for 2 apps + 1 portal or the \$40/user/month for unlimited apps and portals.



Limitations of Power Apps

No Printing Capabilities

No built-in printing capabilities.

See: <https://www.crowcanyon.com/blogs/no-printing-in-power-apps-use-nitro-studios/>

No Use of Rich XML Files

If you have business processes built around the structured XML files generated by InfoPath, then PowerApps will not meet your needs.

No Anonymous or External Users without Power Apps Portal

If you need to share forms and data sources with customers, vendors, partners and other people outside your organization, you need to implement Power Apps Portals.

No Offline Use

PowerApps assumes a constant connection and provides no built-in ability to work offline. Mobile users cannot open a form while offline, nor submit data to be synced later when online. Data queried online is not cached for use offline.

Not Always a No-Code Solution

It can get very complicated for power users. Power Apps is oriented to writing code, using APIs, outputting JSON, and making REST calls.

<https://collabshow.com/2019/08/07/infopath-migration-has-changed-check-out-these-updates/>



DON'T HOLD YOUR BREATH !

You might be waiting forever for PowerApps to support these legacy features of InfoPath:

- Print-ready forms
- Rich XML files
- Complex HTML and Javascript forms
- Anonymous external user access
- Simple client form editing tool
- Offline client filler

Stop holding your breath! Join the webinar on August 27th and read the blog at Collabshow.com

"PowerApps doesn't seek feature parity with InfoPath" -Microsoft, Ignite 2016

Sponsored by:
Crow Canyon Software
925-478-3110
sales@crowcanyon.com
www.crowcanyon.com



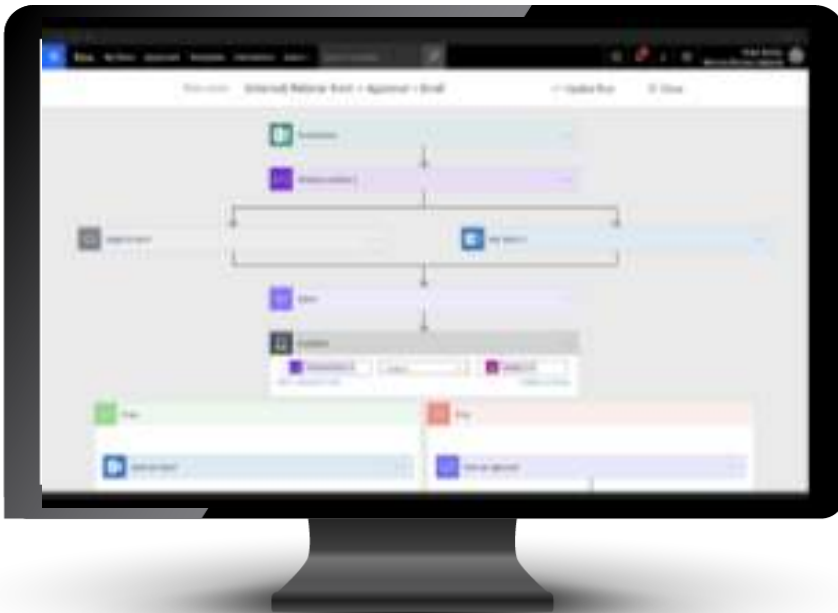
Author: Joel Olesen
Collabshow.com
Community Evangelist
MVP & Regional Director



Power Automate



Power Automate (*formerly Flow*)



Power Automate allows enterprises to implement automated workflows and business processes and achieve operational efficiencies.

<https://flow.microsoft.com>



How is Power Automate licensed?

STANDALONE PLANS

COMES WITH OFFICE 365

| Power Automate | Per user | Per flow | Seeded Flow |
|------------------|--|--|--|
| Licensing scheme | Per user | Per flow Minimum purchase of 5 flows | Through Office 365, Dynamics 365, and Power Apps |
| Description | Allow individual users to create unlimited flows based on their unique needs. | Implement flows with reserved capacity that serve unlimited users across an organization. | Automate business processes and workflows for Office 365, Dynamics 365, and Power Apps |



Power Automate

Summary of Power Automate use rights with Office 365 licenses

| Plans and capabilities | | Power Automate use rights within Office 365 licenses |
|----------------------------|-------------------------------------|--|
| Execute flows ¹ | Workflows | Unlimited ¹ |
| | Business process flows | - |
| Connect to your data | Standard connectors | ● |
| | Premium connectors | - |
| | On-premises data gateway | - |
| | Custom connectors | - |
| Store and manage data | Common data service use rights | - |
| Per license capacity | Daily API Requests ¹ | 2,000 |

¹ Usage capacity is across both Power Apps and Power Automate; "Power Apps and Power Automate capacity add-on" can be purchased to increase daily service limits. More details at <http://aka.ms/platformlimits>



Power Automate – *use with Office 365*

Power Automate use within Office 365 is limited to the context of the embedding Office 365 application.

For both triggers and actions, flows included within the Office 365 application can connect to:

- Any data source within the use rights of the Office 365 application
- Directly with the Office 365 application (via built in trigger/action)

If the embedded flow is not within the context of the Office 365 application or if the embedded flow needs to connect to a premium on-premises or custom data source, standalone Power Automate licenses will need to be purchased.



Power Automate - Pricing

Per user plan

Allow individual users to create unlimited flows based on their unique needs.

\$15

user/month

[Buy now >](#)

[Try free >](#)

Per flow plan

Implement flows with reserved capacity that serve unlimited users across an organization.

Starting at

\$500

for five flows per month ¹

[Buy now >](#)

¹ \$500 per month includes five flows. Additional flows may be purchased for \$100 per flow/month. Purchasing and assigning Power Automate per flow plan licenses requires access to the Microsoft 365 admin center with either the [global administrator](#) or [billing administrator](#) roles.



Power Automate - Pricing

License by user

Per user plan

Allow individual users to create unlimited flows based on their unique needs.

\$15

per user/month

[Buy now >](#)

[Try free >](#)

Per user plan with attended RPA

Allow individual users to create unlimited flows, plus automate legacy applications through robotic process automation (RPA) and AI.

Available soon

\$40

per user/month

[Learn more >](#)

License by flow

Per flow plan

Implement flows with reserved capacity that serve unlimited users across an organization.

Starting at

\$500

for five flows per month ¹

[Buy now >](#)



Power Automate - *Pricing*

Power Automate per user plan

Power Automate per user plan equips **individual users** to create and run **unlimited workflows** and business processes based on their unique needs. The per user plan is intended to support the broad adoption of an automation culture in an organization.

Should the entire organization be licensed with the Power Automate per user plan, admins will have minimal overhead with tracking how many flows are being activated/used within the organization.



Power Automate - *Pricing*

Power Automate per business process (per flow) plan

Power Automate per business process plan is **licensed by flow** and allows customers to implement critical business processes with capacity that serves teams, departments, or the entire organization without individually licensing each end user that triggers the licensed flow.

Power Automate per business process plan is great for departmental scenarios where typically, one power user sets up a flow and shares the same with the broader group. This plan alleviates the need to license each end user that knowingly/unknowingly triggers execution of the licensed flow.

Minimum purchase: 5 flows

| | Per user plan \$15 user/month | Per user plan with attended RPA \$40 user/month | Per flow plan Starting at \$500 per month |
|---|---------------------------------------|---|--|
| Run flows | | | |
| Active flows per user | Unlimited ² | Unlimited ² | N/A |
| Active attended RPA bots | -- | 1 bot ³ | -- |
| Active unattended RPA bots | -- | \$ per bot | \$ per bot |
| AI Builder service credits ⁴ | \$ | 5,000/month | \$ |
| What's included | | | |
| Connect to your data | Use pre-built connectors | | |
| | Use custom and on-premises connectors | | |
| Store and manage data | Create and access custom entities | | |
| Use Common Data Service | 50 MB database capacity ⁵ | | |
| | 200 MB file capacity ⁵ | | |

² Usage subject to service limits. Please review <https://aka.ms/platformlimits> for more details.

³ UI flow authoring, and bot orchestration and management are included.

⁴ AI Builder service credit capacity is pooled at the tenant level. Purchase additional capacity per 1M service credits for \$500/month.

⁵ Common Data Service database and file capacity entitlements are pooled at the tenant level.



Power Automate - Pricing

| Plan and Capabilities | | Power Automate per user plan | Power Automate per flow plan |
|-----------------------|--|------------------------------|------------------------------|
| Basics | Minimum purchase | NA | 5 units |
| | User license required? | Yes | - |
| Execute flows | Workflows | • | • |
| | Business process flows | • | • |
| Connect to your data | Standard connectors | • | • |
| | Premium connectors | • | • |
| | On premises data gateway | • | • |
| | Custom connectors | • | • |
| Store and manage data | Common data service use rights | • | • |
| Per license capacity | Common Data Service Database Capacity ¹ | 50MB | 50MB |
| | Common Data Service File Capacity ¹ | 200MB | 200MB |
| | Daily API request limit ² | 5,000 | 15,000 |

¹Reference <http://aka.ms/platformlimits> for more details on usage limits; "Power Apps and Power Automate capacity add-on" can be purchased to increase daily service limits.

²Additional Common Data Service Database/File/Log capacity can be purchased in increments of 1GB. Common Data Service Database and File capacity are pooled tenant wide.



Power Automate – *use with Power Apps*

Power Apps licenses (both “Power Apps per app plan” and “Power Apps per user plan”) include Power Automate use rights for the purpose of automating workflows associated with the Power Apps application(s).

Power Automate use within Power Apps is limited to the context of the Power Apps application. What this means is that for both triggers and actions, flows included within a Power Apps application can connect to:

- Any data source within the use rights of the Power Apps application
- Directly with the Power Apps application (via built in trigger/action)

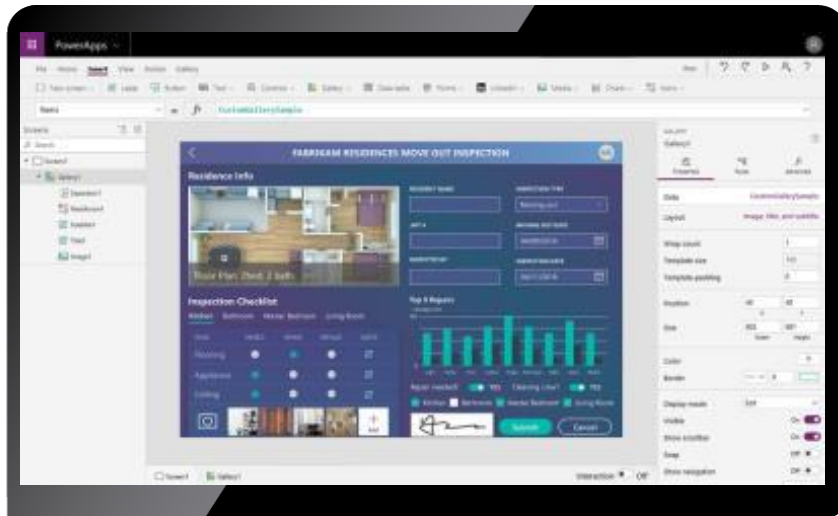
If the flow is isolated and has nothing to do with the Power Apps application, then standalone Power Automate licenses will need to be purchased.



Power BI



Power BI



Power BI is a cloud-based suite of business analytics tools that lets anyone connect to, visualize, and analyze data with greater speed, efficiency, and understanding.

<https://powerbi.microsoft.com/en-us/>

- Power BI Free version included with **Office 365 E3**
- Power BI Pro included with **Office 365 E5**
- Power BI Premium available for **extra cost**



Power BI - *Free*

Power BI Free enables you to connect to 70+ data sources, publish to the web, and export to excel. The same visualizations that are available in Power BI Pro are available in Power BI Free.

There are some limitations to the free version: you can't do peer-to-peer sharing and you can't create App workspaces.



Power BI - *Pro*

With Pro you can share your data, reports, and dashboards with users who also have a Power BI Pro license. You can also create App workspaces. Both Power BI Free and Pro have a 10 GB per Pro user data storage limit.



Power BI – Per-user license type comparison

Here is a list of features supported by per-user license type.

| | Free | Pro |
|---|------|-----|
| Connect to 70+ data sources | ✓ | ✓ |
| Publish to Web | ✓ | ✓ |
| Export to PowerPoint, Excel, CSV | ✓ | ✓ |
| Enterprise distribution | | |
| Apps | ✗ | ✓ |
| Email subscriptions | ✗ | ✓ |
| Embed APIs and controls | ✗ | ✓ |
| Collaboration | | |
| Peer-to-peer sharing | ✗ | ✓ |
| App workspaces | ✗ | ✓ |
| Analyze in Excel, analyze in Power BI Desktop | ✗ | ✓ |



Power BI – *Premium*

Power BI Premium provides dedicated and enhanced resources to run the Power BI service for your organization.

For example:

- Greater scale and performance
- Flexibility to license by capacity
- Unify self-service and enterprise BI
- Extend on-premises BI with Power BI Report Server
- Support for data residency by region (Multi-Geo)
- Share data with anyone without purchasing a per-user license



Power BI – Pricing

Do you need self-service BI?

Choose Power BI Pro

- Self-service and modern BI in the cloud
- Collaboration, publishing, sharing, and ad hoc analysis
- Fully managed by Microsoft

Power BI Pro

\$9.99

Monthly price per user with annual subscription

[Buy now >](#) [Try free >](#)

Do you need advanced analytics, big data support, and on-premises and cloud reporting?

Add Power BI Premium

- Enterprise BI, big data analytics, cloud and on-premises reporting
- Advanced administration and deployment controls
- Dedicated cloud compute and storage resources
- Allow any user to consume Power BI content

Power BI Premium

\$4,995

Monthly price per dedicated cloud compute and storage resource with annual subscription

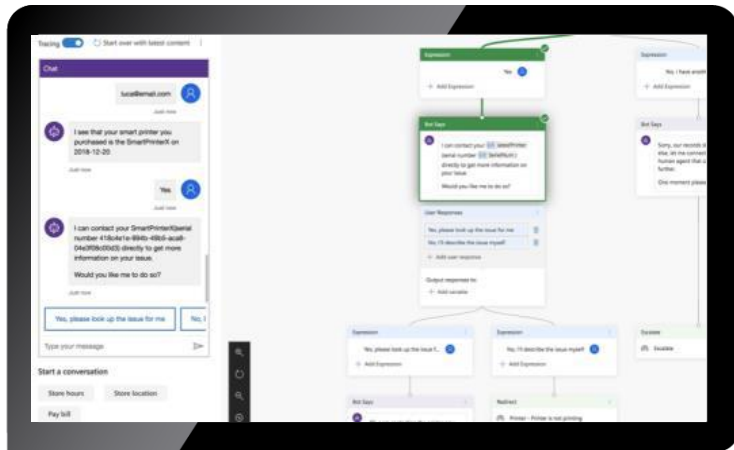
[Request a consultation >](#)



Power Virtual Agents



Power Virtual Agents



Power Virtual Agents empowers teams to create bots using a guided, no-code graphical interface.

It integrates bots with hundreds of apps and services using prebuilt connectors and allows custom workflows with Power Automate, enabling bots to take action on behalf of customers.

<https://powervirtualagents.microsoft.com>



Power Virtual Agents - *Pricing*

Power Virtual Agents

\$1,000

2,000 sessions
per tenant/month

Buy now >

From: <https://powervirtualagents.microsoft.com/en-us/>

In Conclusion...



Power Apps

Build apps in hours, not months, that easily connect to data, use Excel-like expressions to add logic, and run on the web, iOS, and Android devices.



Power Automate

Include powerful workflow automation directly in your apps with a no-code approach that connects to hundreds of popular apps and services.



Power BI

Unify data from many sources to create interactive, immersive dashboards and reports that provide actionable insights and drive business results.



Power Virtual Agents

Easily build chatbots to engage conversationally with your customers and employees - no coding required.



Power Apps Portal

Empower people inside or outside your organization to interact with Common Data Service data using portals.



Power Automate RPA

Automate time-consuming manual processes with UI flows, a robotic process automation (RPA) capability of Power Automate.



NITRO STUDIO™

Crow Canyon Software

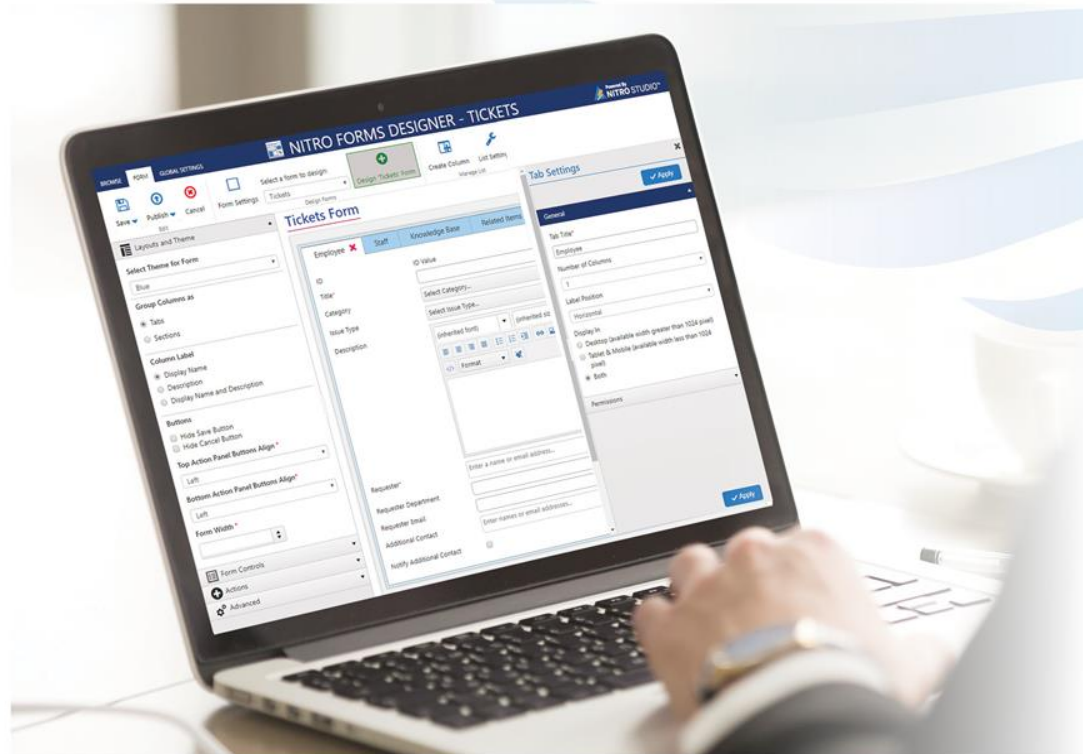


NITRO STUDIO™

No-code application creation platform

- Forms
- Workflows
- Reporting
- Portals
- Modern UI
- Chatbots
- Database Integration

Runs in Office 365 &
SharePoint 2013, 2016, 2019



eBook: “Moving from InfoPath to NITRO Studio”



This guide covers topics like:

- Best practices for an InfoPath replacement project
- What NITRO Studio forms and workflows offer
- Guidelines for transition from InfoPath to a new solution

This is a great opportunity to learn what is needed to move off InfoPath!



BUSINESS APPLICATIONS

- IT Help Desk
- Asset Management
- Customer Service
- Facilities Requests
- Work Orders
- Equipment Tracking
- Security Access Requests
- Onboarding
- Contract Renewals
- Document Management
- HR Requests
- Purchasing Requests

THANK YOU for attending!



Webinar Series



with Ryan Stefani

March 26, 2020 | 11:00AM -12:00PM

www.crowcanyon.com/webinars